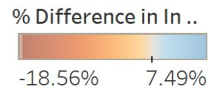


# Trade Totals Millions of \$US, %Change previous year



Di..	State1	Year					
		2010	2013	2014	2015	2016	2017
E	Total	8,224	12,415	11,485	10,849	10,505	10,995
	Mississippi	8,224	12,415	11,485	10,849	10,505	10,995
I	Total	15,919	20,004	17,286	14,078	13,945	14,989
	Mississippi	15,919	20,004	17,286	14,078	13,945	14,989

- State1**
- Alabama
  - All States
  - Arkansas
  - Florida
  - Georgia
  - Kentucky
  - Louisiana
  - Mississippi
  - Missouri
  - North Carolina
  - South Carolina
  - Tennessee
  - Texas
  - Virginia
  - West Virginia

**Direction1**

- E
- I

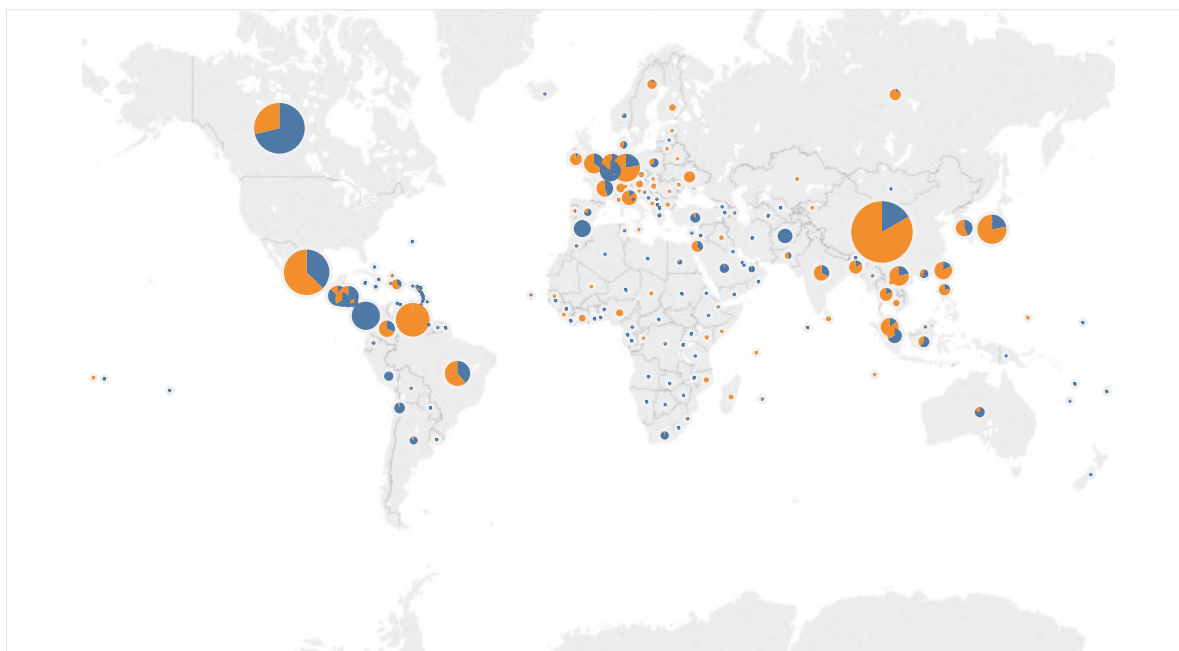
**In Millions**

- 0
- 2,000
- 4,000
- 6,604

**Year**

- 2017
- Show history

## Trade Flows - 2017



Direction1

State-Commodity Flows Millions of \$US, %Change previous year

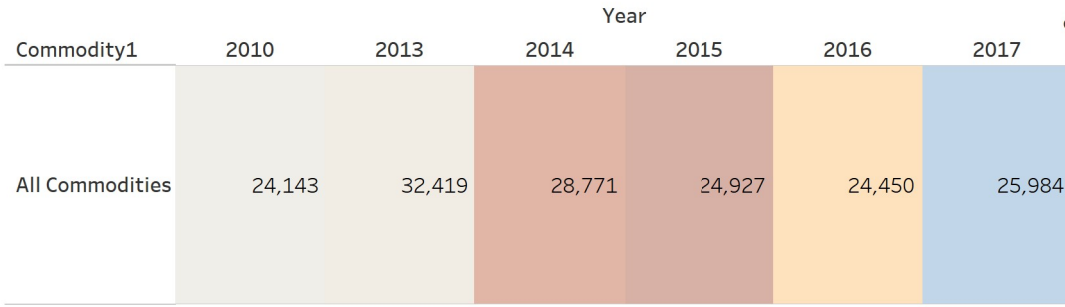
I

% of Total In Millions

100.0%

% Difference in In Millions

-13.36% 6.27%



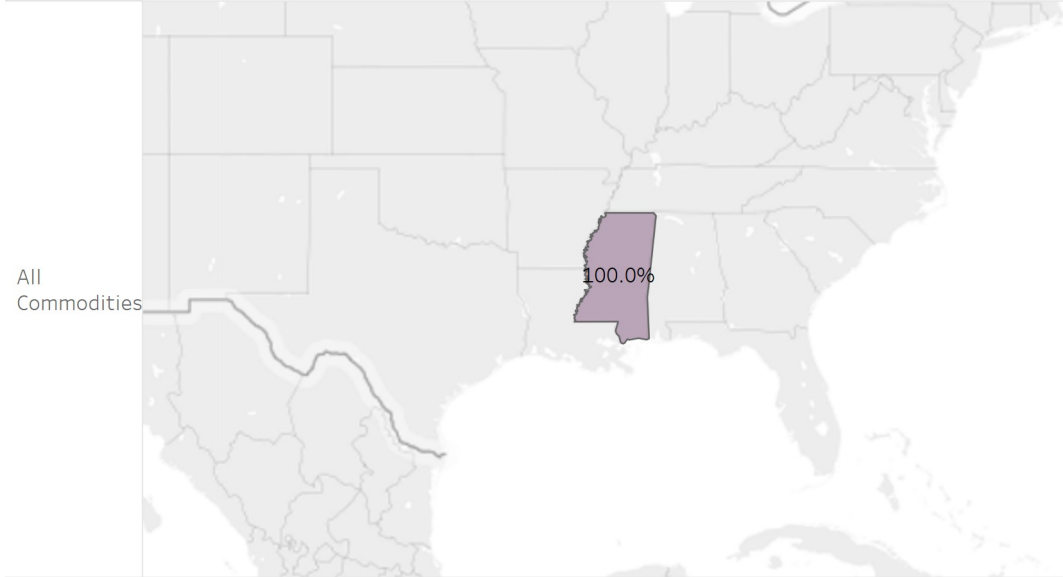
Direction1

E

I

### Trade Commodity Sources, State Share Avg. 2010-2017 - Average 2010-2017 - All

Commodity1

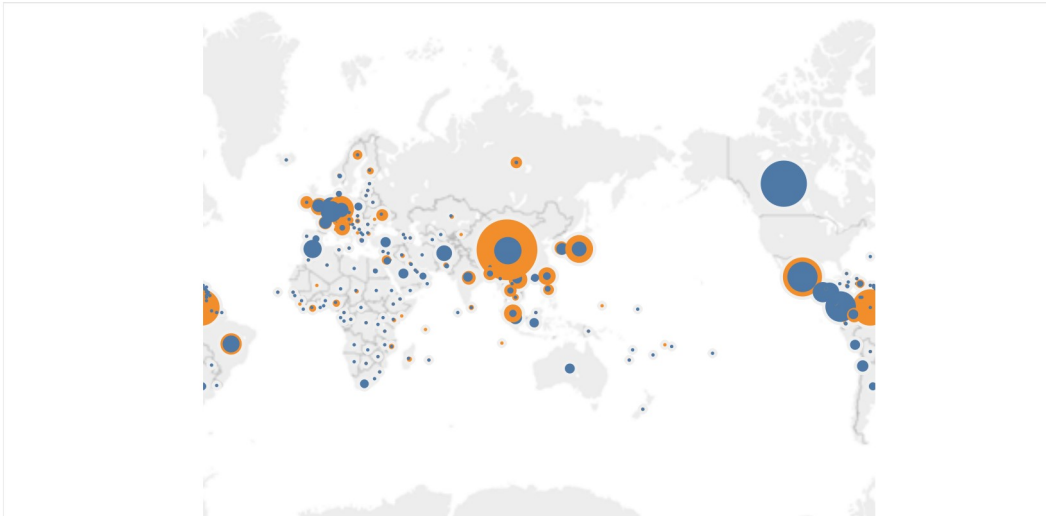


All Commodities

Commodity1

- 01 Live Animals
- 02 Meat And Edible Meat Offal
- 03 Fish, Crustaceans & Aquatic Inver
- 04 Dairy Prods; Birds Eggs; Honey; E
- 05 Products Of Animal Origin, Nesoi
- 06 Live Trees, Plants, Bulbs Etc.; Cut
- 07 Edible Vegetables & Certain Root.
- 08 Edible Fruit & Nuts; Citrus Fruit O
- 09 Coffee, Tea, Mate & Spices
- 10 Cereals
- 11 Milling Products; Malt; Starch; In.
- 12 Oil Seeds Etc.; Misc Grain, Seed, F
- 13 Lac; Gums, Resins & Other Vegeta
- 14 Vegetable Plaiting Materials & Pr
- 15 Animal Or Vegetable Fats, Oils Et.
- 16 Edible Preparations Of Meat, Fish
- 17 Sugars And Sugar Confectionary
- 18 Cocoa And Cocoa Preparations
- 19 Prep Cereal, Flour, Starch Or Milk
- 20 Prep Vegetables, Fruit, Nuts Or O
- 21 Miscellaneous Edible Preparation
- 22 Beverages, Spirits And Vinegar
- 23 Food Industry Residues & Waste;
- 24 Tobacco And Manufactured Tobac
- 25 Salt; Sulfur; Earth & Stone; Lime &
- 26 Ores, Slag And Ash
- 27 Mineral Fuel, Oil Etc.; Bitumin Su.
- 28 Inorg Chem; Prec & Rare-earth Me
- 29 Organic Chemicals
- 30 Pharmaceutical Products
- 31 Fertilizers
- 32 Tanning & Dye Ext Etc; Dye, Paint,
- 33 Essential Oils Etc; Perfumery, Cos
- 34 Soap Etc; Waxes, Polish Etc; Cand
- 35 Albuminoid Subst; Modified Sta
- 36 Explosives; Pyrotechnics; Matche
- 37 Photographic Or Cinematographi.
- 38 Miscellaneous Chemical Products
- 39 Plastics And Articles Thereof

### Country flows Millions of \$US, 2017



In Millions

- 0
- 1,000
- 2,000
- 3,000
- 3,885