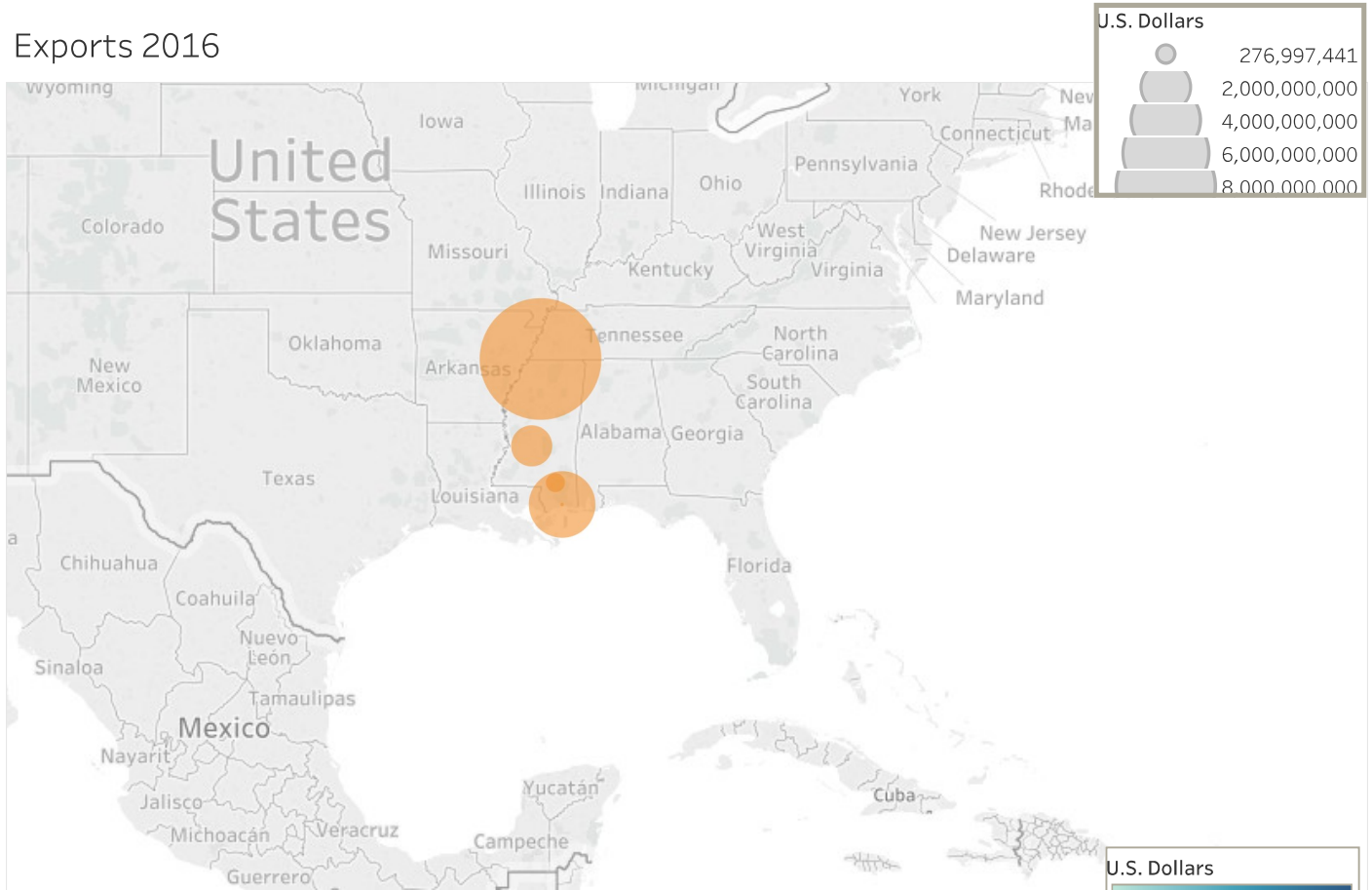



Exports 2016



Relative Shares



MSA Growth 2005, 2010-2016

MSA	State o..	Year		
		2005	2010	2011
Grand Total		8,024,530,515	12,801,727,029	14,355,142,940
Memphis; TN-MS-AR	TN-MS-..	6,281,236,311	11,069,053,034	11,978,609,340
Gulfport-Biloxi-Pascagoula; MS	MS	520,981,966	899,709,248	1,182,827,674
Jackson; MS	MS	904,397,896	541,691,257	829,855,433
Hattiesburg; MS	MS	74,101,550	291,273,490	363,850,493
Pascagoula; MS	MS	243,812,792		

% Difference in U.S. Dol..



Sum of U.S. Dollars broken down by Year vs. MSA and State only. Color shows % Difference in U.S. Dollars. The marks are labeled by sum of U.S. Dollars. The view is filtered on Year and State only. The Year filter excludes 2006, 2007, 2008 and 2009. The State only filter keeps MS and TN-MS-AR.

MSA Growth 2005, 2010-2016

MSA	State o..	Year		
		2012	2013	2014
Grand Total		13,673,194,040	18,008,018,796	17,266,477,072
Memphis; TN-MS-AR	TN-MS-..	11,360,128,193	11,276,392,594	11,001,953,854
Gulfport-Biloxi-Pascagoula; MS	MS	1,054,649,475	5,156,685,178	4,764,470,782
Jackson; MS	MS	942,848,736	1,252,805,240	1,228,968,246
Hattiesburg; MS	MS	315,567,636	322,135,784	271,084,190
Pascagoula; MS	MS			

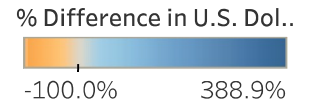
% Difference in U.S. Dol..



Sum of U.S. Dollars broken down by Year vs. MSA and State only. Color shows % Difference in U.S. Dollars. The marks are labeled by sum of U.S. Dollars. The view is filtered on Year and State only. The Year filter excludes 2006, 2007, 2008 and 2009. The State only filter keeps MS and TN-MS-AR.

MSA Growth 2005, 2010-2016

MSA	State o..	Year	
		2015	2016
Grand Total		17,429,401,012	16,581,627,272
Memphis; TN-MS-AR	TN-MS-..	11,819,537,163	11,628,736,176
Gulfport-Biloxi-Pascagoula; MS	MS	3,986,288,906	3,414,300,266
Jackson; MS	MS	1,336,080,039	1,261,593,389
Hattiesburg; MS	MS	287,494,904	276,997,441
Pascagoula; MS	MS		



Sum of U.S. Dollars broken down by Year vs. MSA and State only. Color shows % Difference in U.S. Dollars. The marks are labeled by sum of U.S. Dollars. The view is filtered on Year and State only. The Year filter excludes 2006, 2007, 2008 and 2009. The State only filter keeps MS and TN-MS-AR.