

# **LATTS**

## **Latin America Trade and Transportation Study**

**"What's Next?"**


**Gulf Rivers Intermodal Partnership (GRIP), Gulfport, MS.  
August 21, 2002**




# LATTS II Strategic Transportation System

- > LATTS STS is currently being updated and expanded (addition of OK & MO)
  - > Waterports
  - > Airports
  - > Railway Networks
  - > Highway Networks

# LATTS: Purposes



**Determine Latin American Trade Opportunities**



**Identify Transportation Investments to Support Trade Growth**

# LATTS II Alliance Region



# LATTS II Study Regions

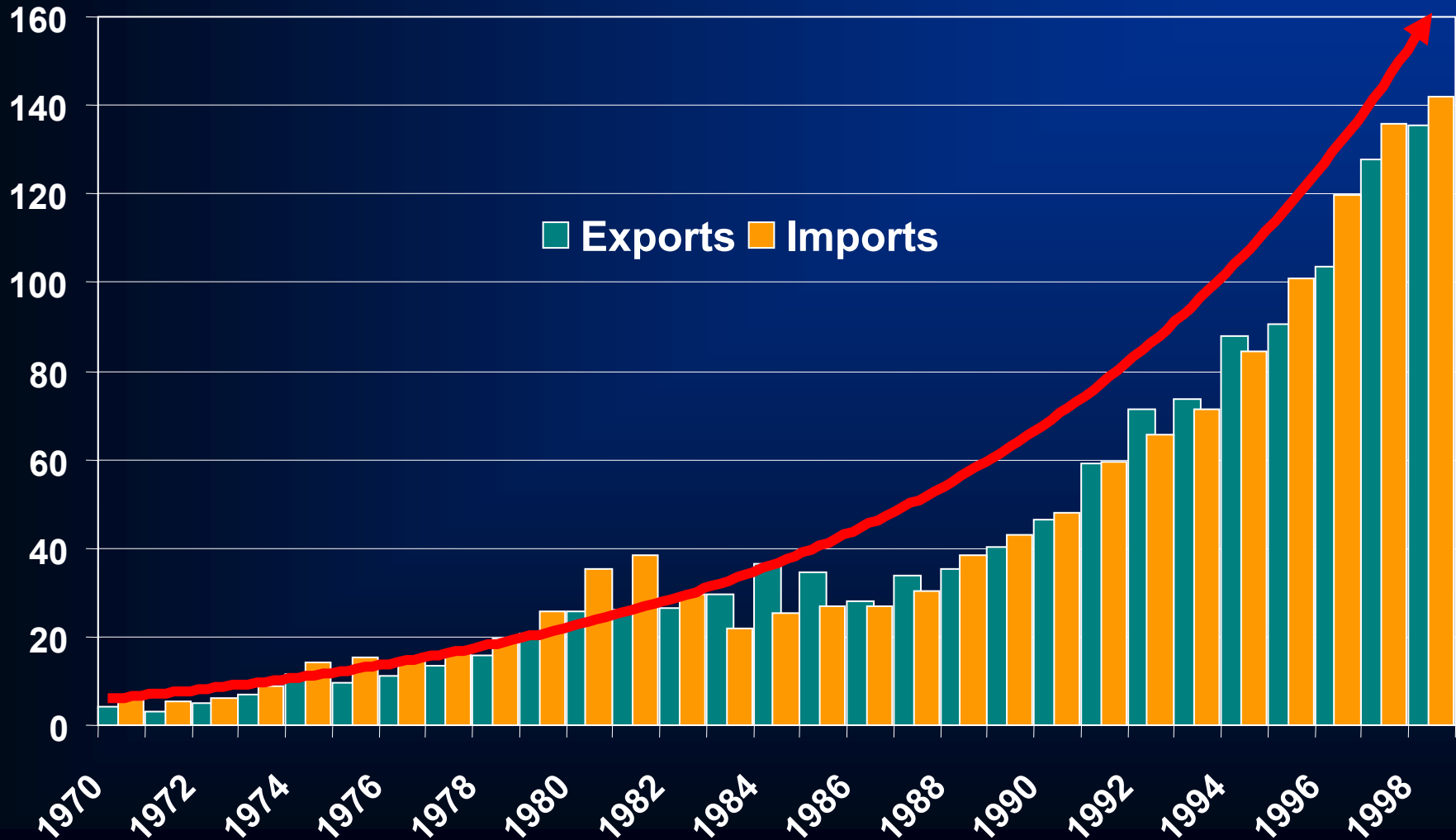


# LATTS II Study Key Trade Flows



# Trade Has Been Escalating

US/Latin American Trade (\$Billion)



# Strategically Important: National Economy

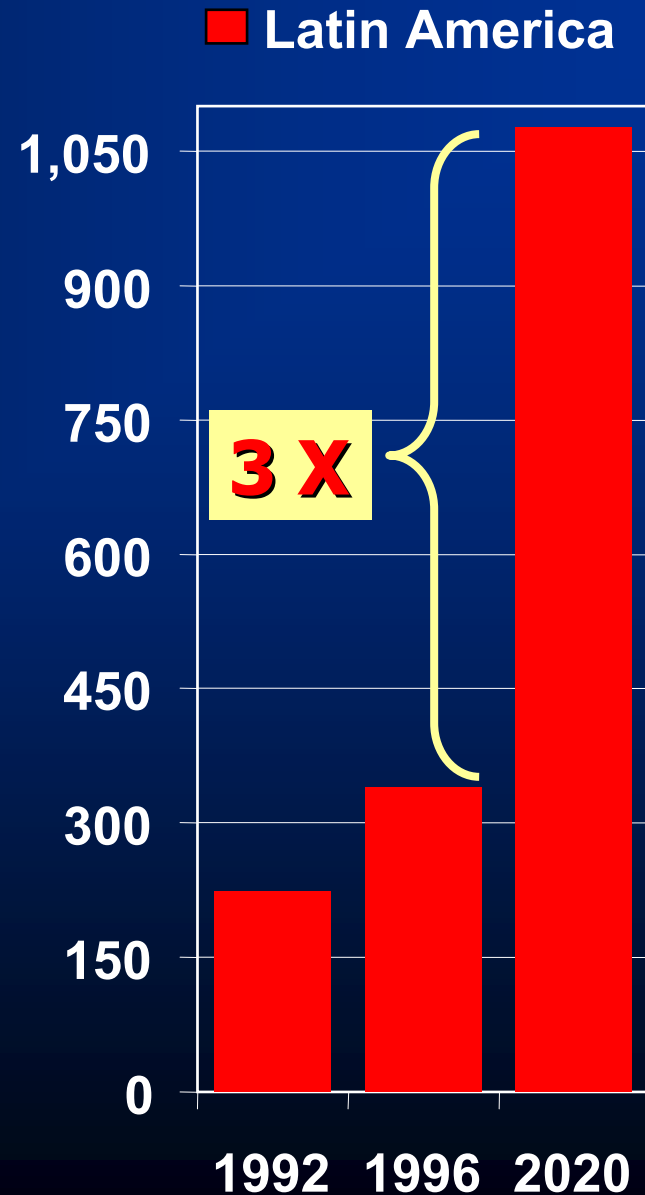
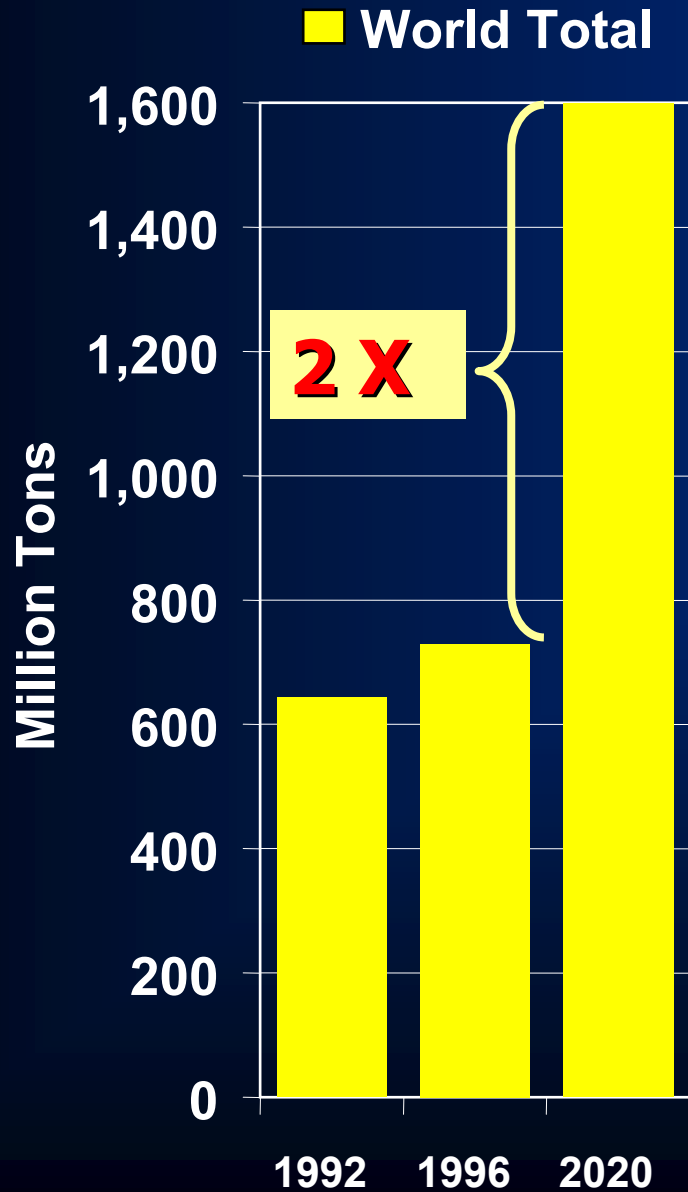
**Important Gateway For:**

**Alliance  
Trade With  
Latin America**

**Rest of US  
Trade With  
Latin America**

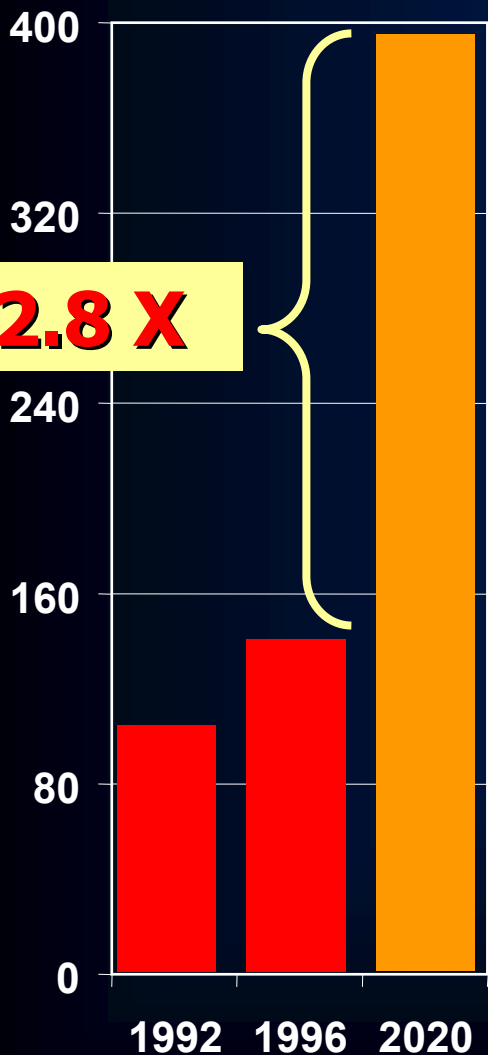


# Alliance Trade Growth Trends: Forecasts

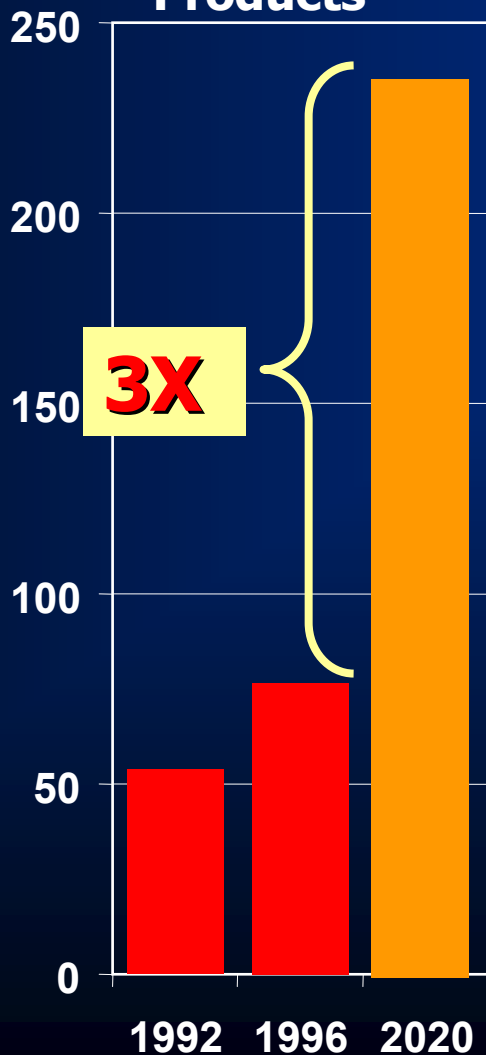


# Alliance Trade Growth Trends: Forecasts (Million Tons)

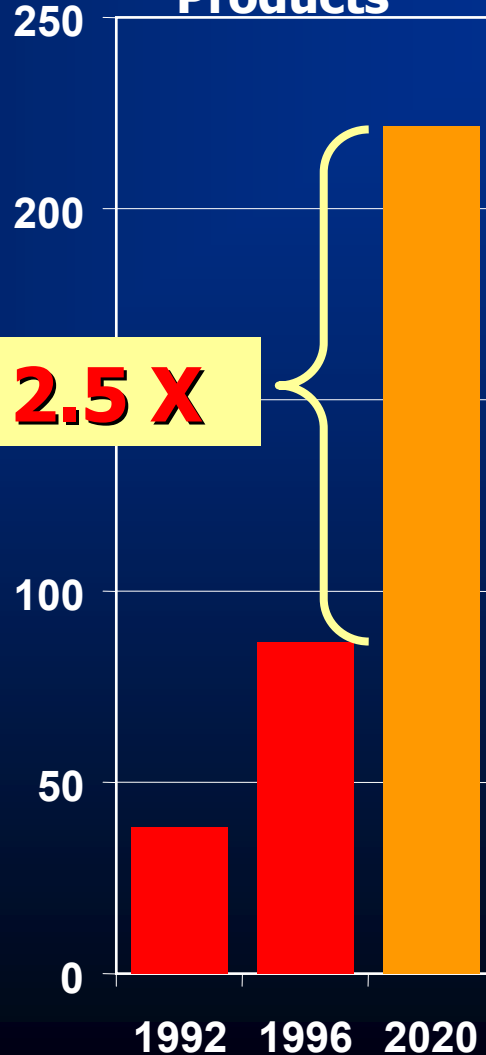
## Crude & Petro. Products



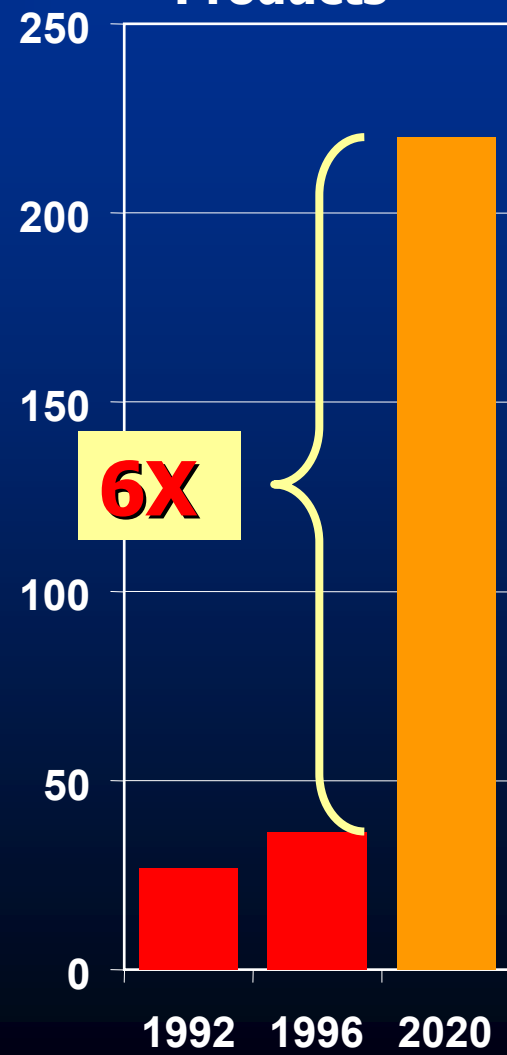
## Agric. & Mining Products



## Prim. Manufact'd Products

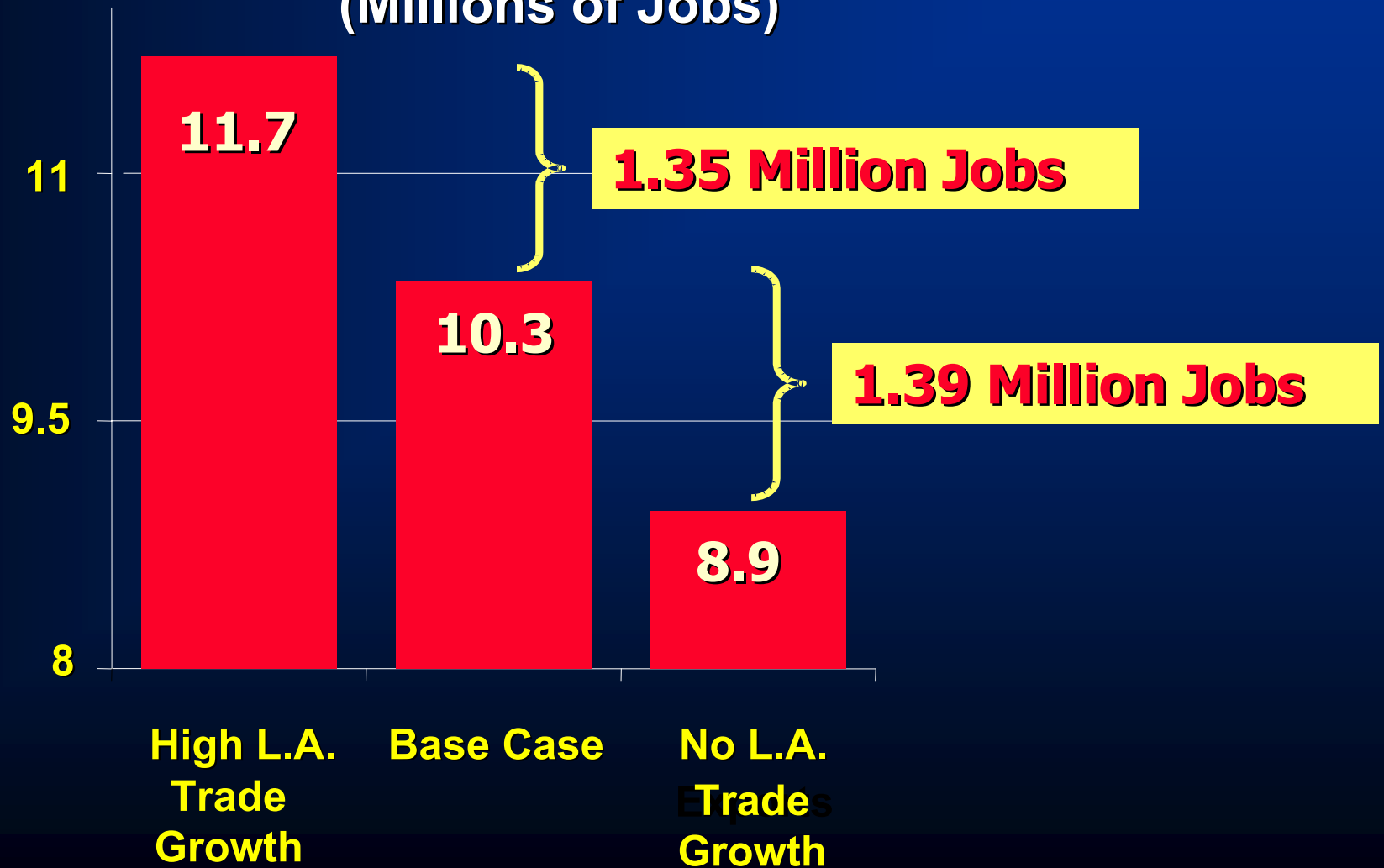


## Manufact'd Products

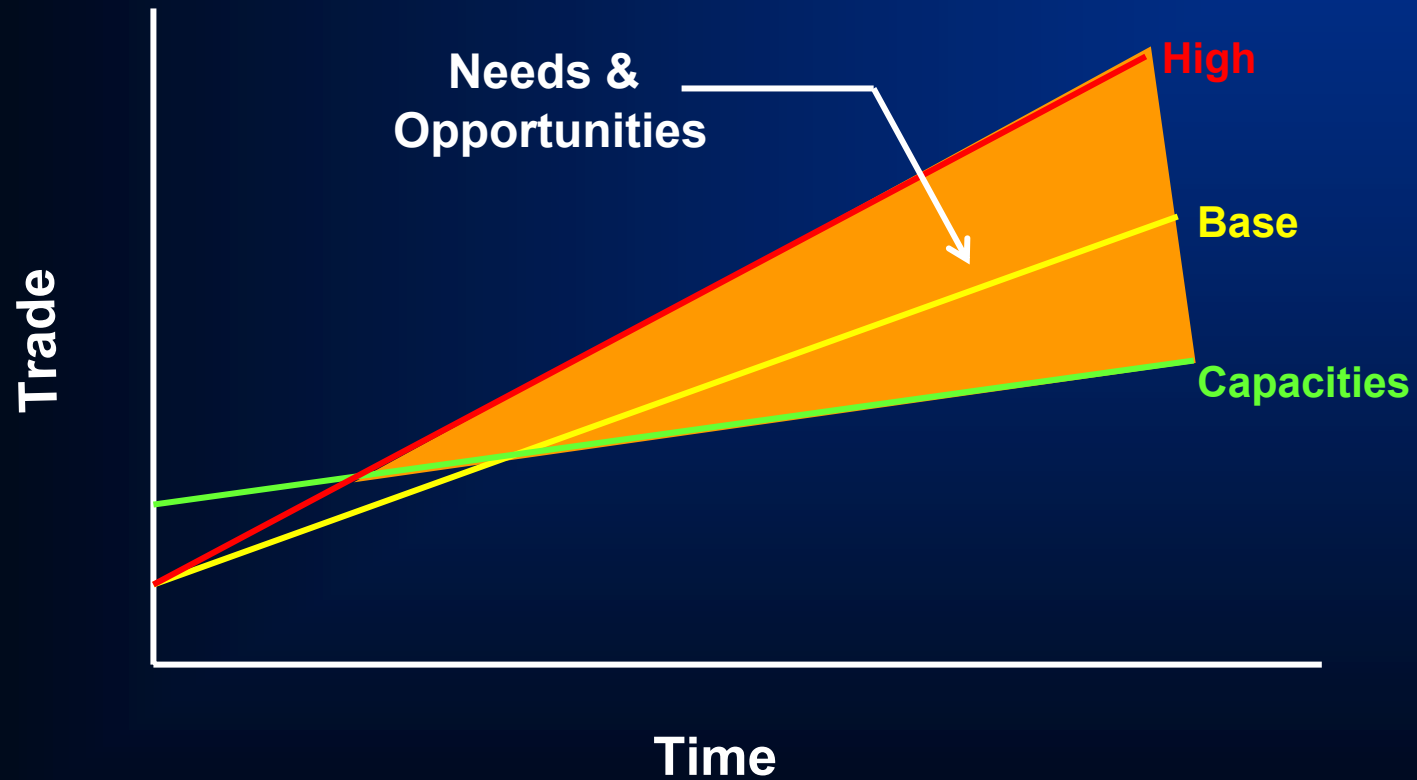


# Change in Alliance Employment From 2000 to 2020

(Millions of Jobs)



# Demand will Exceed Capacity



# Strategic Transportation System

> Gateways

> Corridors

> Connectors

# Gateways (LATTS I)

## 88 Major Trade Gateways

- > 42 Water ports
- > 46 Airports
- > Border Crossings (TX)

# Corridors

## 25 Major Trade Corridors

- > 22,285 miles of Railroads
- > 22,859 miles of Highways

# Connectors

**123 Major Trade Connectors**

**LATTS  
WATERPORTS**

**69 Connectors**

**LATTS  
AIRPORTS**

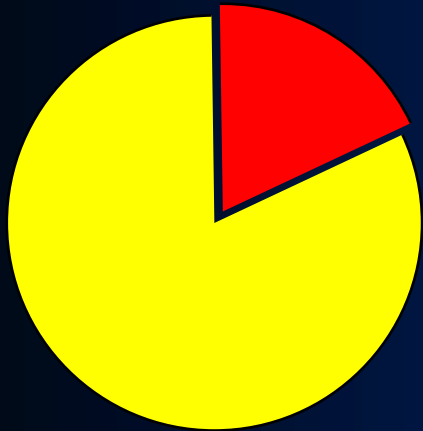
**54 Connectors**



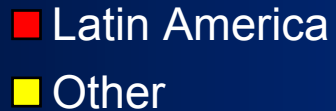
# 20 Year Needs Estimates

## LATTS Strategic System

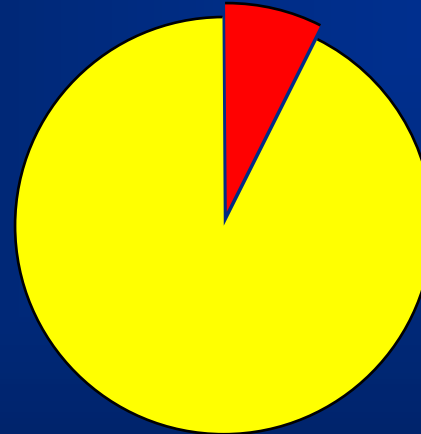
### TOTAL 20-YR NEEDS ESTIMATE



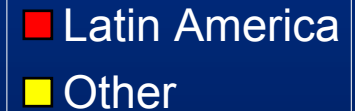
\$92 Billion



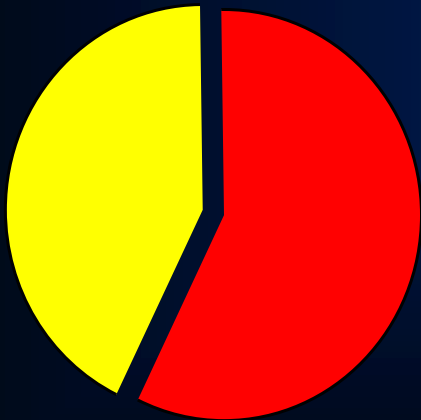
### 20-YR HIGHWAY NEEDS ESTIMATE



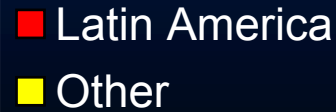
\$67 Billion



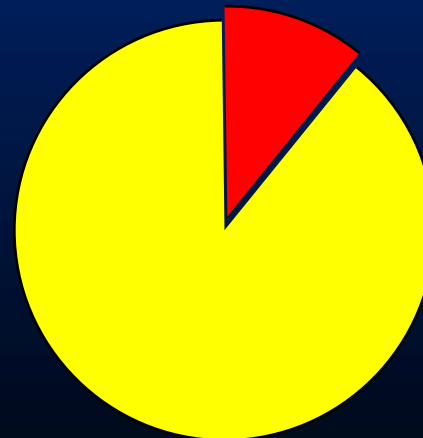
### 20-YR PORT NEEDS ESTIMATE



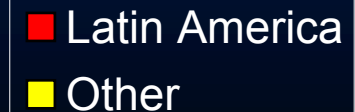
\$22 Billion



### 20-YR AIR CARGO NEEDS ESTIMATE



\$3.3 Billion



# Strategies

- **Utilization of Existing Infrastructure**
- **Add Physical Infrastructure**
- **Increase Operating Throughput**
- **Corridor Approach for Investing**
- **Develop Agile Freight Operations**
- **Improve Clearance at Gateways**
- **Attention to Connectors**
- **Encourage Technology**
- **Integration of Information**
- **ITS Applications**
- **Increase Public Awareness**
- **Improve Institutional Relationships**
- **Improve Freight Profile**
- **Partnerships**

# Why A Next Phase



**Build On What We Know**

**How Freight Impacts Us**

**Elevate Our Freight Profile**

**A "Freight Friendly" Region**

# Core Tasks

**BUILD ON WHAT WE KNOW**

**Supplement LATTIS Database and Findings**

# Supplement LATTIS Database & Findings

- 1) Collect data on intermodal connectors.
- 2) Examine the benefit/cost procedure for intermodal freight projects.
- 3) Add rail flow data.
- 4) Designate important trade & transportation corridors.
- 5) Identify specific products passing through the Alliance region.
- 6) Strategies to increase public and private sector coordination.
- 7) Expand upon the barrier issues identified in LATTIS I.
- 8) Examine funding issues/mechanisms relevant to reauthorization.

# Core Tasks

## **BUILD ON WHAT WE KNOW**

**Supplement LATTIS Database and Findings**

## **UNDERSTAND OUR SUCCESS**

**Monitor the Results of Implementing LATTIS I**

# Monitor the Results of Implementing LATTTS I

- 1) Highlight success stories in financing projects.
- 2) Show importance of implementing LATTTS I:
  - a) Projects to increase operating throughput
  - b) ITS applications
  - c) Technological advances
  - d) Public awareness campaigns
  - e) Increased quantity and quality of jobs
  - f) Public/private partnerships
  - g) Public investment in rail projects

# Core Tasks

## **BUILD ON WHAT WE KNOW**

**Supplement LATTTS Database and Findings**

## **UNDERSTAND OUR SUCCESS**

**Monitor the Results of Implementing LATTTS I**

## **COMMUNICATE**

**Develop PowerPoint Communication Tools**



# Develop PowerPoint Communication Tools

- 1) Highlight findings and strategies of LATTTS I.
- 2) Focus on the creation of quality jobs.
- 3) Cost of failing to make the necessary improvements.
- 4) Highlights of findings/recommendations from LATTTS II.
- 5) Coordination of modes in implementing the LATTTS I strategies.

**Focus on  
Strategic  
Framework**

**Corridors**

**Gateways**

**Connectors**

# Another Reason Why.....



**REATHORIZATION**

# Funding Needs

**Phase I**

**BUILD COALITION**

- **Several \$ Thousand**

**Phase II**

**STUDY/RESEARCH**

- **\$1-\$5 Million**

**Phase III**

**IMPLEMENT/COORDINATE**

- **\$Hundreds of Millions and \$Billions**

**States Have Limited Resources**

- **Project eligibility**
- **Competing priorities**
- **Difficulty matching Federal funds**

# **Potential Freight Financing Solutions**



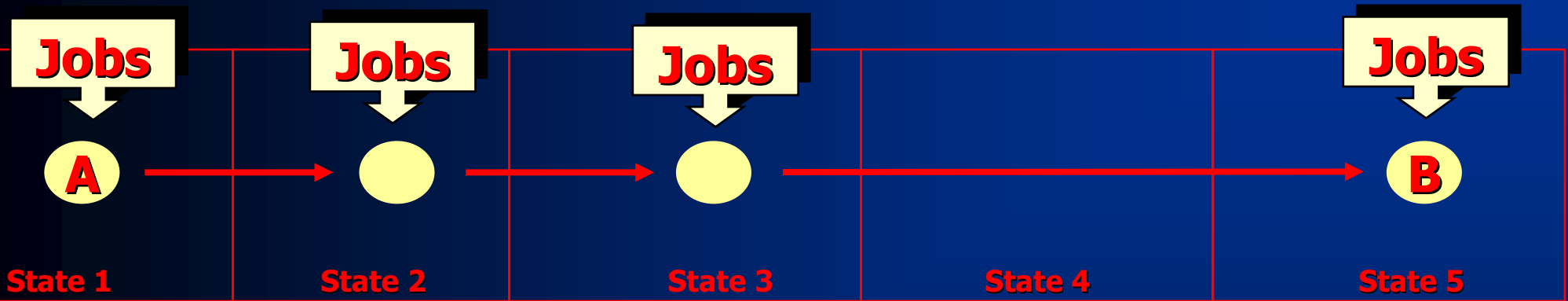
**Change Eligibility**

**Incentives Program**

**Credit Program**

**Freight Set-Asides**

# Multi-State Approach



**Freight markets transcend boundaries**

**Many freight decisions are  
multijurisdictional  
in their scope and consequences**

**REATHORIZATION**

**LATTS**

**Participate, contribute**

**Timing is  
Right**

**Reauthorization**

**Increase  
Freight Profile**

**Position the  
Region**

**Expand  
Resources**

**Support  
National Policy**



**Thank You !**

